

## EXTERIOR PAINT ~ 20 YEAR WARRANTY

against fading, peeling or blistering

Set your home apart. Personalize the look of your replacement windows with Polaris® painted vinyl windows and patio doors. Choose from a range of colors to create a visual effect that is truly your own. Add a layer of sophistication to your home with Polaris®.

Unique, high-performance coating specially formulated for PVC Semi gloss finish • Color matched contour internal grids, caulk & coil\*† Painted screen frame • Crack & impact resistant • Touch-up paint included • Resists strong solvents, heat gain and thermal shock.



† Grid color may be affected by glass coatings such as Low-E. \*Options.

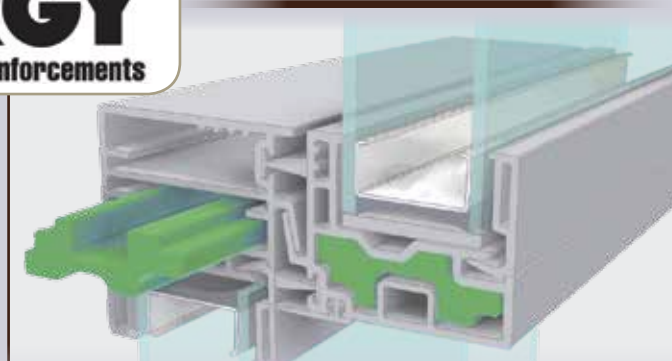
4 to 6 week lead time

All Colors shown throughout are reproduced by mechanical process and may vary from actual colors of product. Use actual color selectors.



Innergy™ is the innovative, energy-efficient alternative to aluminum.

Rigid Thermal Reinforcements are advanced fiberglass reinforced resin inserts, designed to slide easily into window frame chambers for greater support and insulation.



**Better Thermal Performance**  
Up to 700 times better than aluminum in material-to-material comparisons.


**Better Thermal Break**  
Impervious to cold or heat.

**Better protection against condensation**  
Helps prevent staining that can occur with metal reinforcements.

**Better flexibility**  
Will not permanently set when impacted.

## DECORATIVE GLASS\*

designs




colonial



prairie style



double prairie style



diamond n/a contour or brasses

internal muntin styles



smooth



contour



antique brass



satin nickel




slim line brass



view




elongated floral view



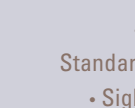
floral view arch view patio only



obscure



glue chip



rain glass

## INTERNAL RAISE & TILT MINI BLINDS\*

Coming Soon!



alabaster



white

view glass 3/8" v-groove, interior surface of glass unit pane

# UltraWeld®

## LIFETIME LIMITED TRANSFERABLE WARRANTY & SERVICE

We proudly stand behind the quality of our products. In the rare event that your product would need service, our factory trained service professionals are solely dedicated to serve you.

## RESEARCH & DEVELOPMENT

Polaris products are scrutinized under extreme weather and structural stresses at the Polaris in-factory testing facility. Our R&D Department ensures that our products feature the latest industry innovations. Top quality and integrity are guaranteed.



Extruded, Aluminum Screen Frame  
Strong and Durable comes Standard.

## WINDOW & MUNTIN COLORS\*

vinyl



white standard




tan




brown

interior woodgrain laminates



medium oak




dark oak



cherry



vintage pecan n/a brown vinyl



coppertone hardware standard on woodgrains

## SCREEN OPTIONS

### SCREEN

UltraVUE® Screen Mesh (A)

Innovative Insect Screen.

• 25% Better Airflow

• 25% Clearer View

BetterVUE® Screen Mesh (B)

Better Insect Screen

• 10% Better Insect Protection

• 20% Better Airflow

• 20% Clearer View

Standard Screen Mesh (C)

• Sight more obstructed

• Less Airflow than UltraVue & BetterVue Screens

• Proven and Reliable

Half Screen is standard

Also available in Pet Screen\*

Aluminum Screen Mesh\*



A UltraVUE®




B BetterVUE®



C Standard

## SIMULATED DIVIDED LITES



Simulated Divided Lite (S.D.L.) kits are grids that are applied to the glass

with extra strength adhesion sealant at the factory on the inside and outside of the sashes. There are flat aluminum grids between the glass with the Simulated Divided Lites. This gives the look of a traditional true divided lite window.

\*options

LT101 2 M 5/15



POLARISWINDOWS.COM



THE *UltraWeld*® COLLECTION  
PREMIUM VINYL REPLACEMENT WINDOWS



NAMI  
Certified

Made in the USA

Ask About Our  
GLASS BREAKAGE  
WARRANTY

©2014 UltraWeld®, True-Position® and energySMART® are registered trademarks of Polaris® Windows and Doors OH, USA. All other trademarks are property of their respective owners. Stock Photography is used in this brochure. These photographs are not exact replicas of Polaris® Windows & Doors products.






UltraWeld®

## PREMIUM VINYL REPLACEMENT WINDOWS

*Windows that qualify as Most Efficient are windows with the Ultimate<sup>2</sup> and Ultimate Plus<sup>2</sup> glass packages. Ask your sales rep for more information.*


Tilt Latches have an updated look. Gives the window smoother operation, and better performance on structural testing.



Groove in bottom of sash for vinyl "fin" (just inside inner sill dam) to lock into. Creating a secure fit.



Higher sill dam (1 3/8") to help increase higher structural numbers. Beveled edge creates a streamlined, clean finish



### ENERGY EFFICIENT GLASS

**EnergySMART® glass** is standard in every Polaris® window. These insulated glass (IG) units are panes of glass sealed onto the Intercept® U-shaped steel spacer. Together, the spacer and sealant block temperature transfer and reduce condensation.

We also offer many high-performance energy SMART® upgrades. Low-E coating reduces ultra violet light damage and heat gain. Triple pane IG units offer greater insulation and have sound deadening properties. Argon or krypton gas fill between panes further reduces temperature transfer. Upgrades are ENERGY STAR qualified. Ask for a brochure.

### ACCORDING TO THE U.S. DEPARTMENT OF ENERGY,

windows could account for 10 to 25% of a home's energy bill. Using ENERGY STAR® qualified windows manufactured with Low-E glass and argon gas to replace your single pane clear glass windows will reduce energy consumption.

### MORE GLASS OPTIONS

Krypton fill  
Self Cleaning  
Bronze or Gray tint  
Double Strength



### AWNING

Enjoy fresh air even on rainy days.



### GLIDER

Sash glide easily on brass rollers and lift out from inside for easy cleaning. Offered in two or three lite styles.

### DECORATIVE GLASS

Refer to back cover for options.



### CASEMENT

Get creative with choosing one of the many options offered to create your own custom look. Casement above is a white window with a Cherry Woodgrain interior option and Satin Nickel hardware.

### PLATED LOCK OPTIONS

Add a refined finish to your windows that enhances your style throughout your home. Available in the Double Hung, Slider, Three-Lite Slider, Casement Windows & Patio Door



Antique Brass



Satin Nickel



Bright Brass



### DOUBLE HUNG & GLIDER

Sash Limit Locks secure partial opening.

Heavy Duty Sash Lock & Keeper secure and air tight. Continuous Over/Under Interlock not trimmed away at lock.



Double hung sash tilt in for easy cleaning with Recessed Tilt Latches. Gliders lift out from inside for easy, safe cleaning.




Double Hung has Continuous Over/Under Interlock & Triple Weather Stripping prevent air infiltration. Aluminum Reinforced Meeting Rails.\*



Energy efficient energySMART® glass. Ask about glass upgrades.




Extruded Lift Rail secure part of sash extrusion, not added later. Fusion welded frame and sash corners are strong and free from gaps.



Multi Chamber Extrusions strong and insulating. Foam-filled main frame.\*



Internal Tilt Mini Blinds\* child and pet safe, allergen free. See back cover for colors.



Water runs off the Double Hung True Sloped Sill. No water enters extrusions. No unsightly weep holes to clog.


\*options

### CASEMENT & AWNING

Awning and casement sash cranks fold into base for a clean look. Sash open fully with just a few turns. These windows are triple sealed against the weather. Casement windows can be safely cleaned inside the home. Hinged side of sash slides away from frame when fully opened.



Heavy duty sash hooks & frame bar lock in up to four places.



Heavy duty casement mechanism.

Patented True-Position® 3/4" Stainless Steel Balance System Long lasting, cradled springs roll & unroll along sash for silent and smooth operation and never slip. (shown without cover)



### BAY & BOW

Invite depth, charm, and light into your home. These UltraWeld® window systems are custom engineered for you.

Bays traditionally feature a center picture window flanked by casement or double hung windows. Two windows can replace the picture window.

Windows in a bow are all the same size. Picture windows are flanked by two operable windows. Add recessed lighting as an option.



3 to 6 light bows aluminum hip roof in sierra tan\*



### GARDEN

Add an herb garden to your kitchen with a garden window. These custom built units are structurally strong and extremely well insulated.


\*options



3 lite bay Exterior Paint shown in Black\*



RECESSED LIGHTING Polished Brass - Brushed Nickel - White Clear or Frosted Lens 1, 2, or 3 Lights. Low voltage halogen bulb(s) + transformer included



2 panel patio door. Also available in 3 panel. Ask for separate brochure.

### PATIO DOOR

The UltraWeld® vinyl patio door delivers the latest in technology and safety. Choose from same color & glass options as windows.